



SCHWING
Stetter



GÜRİŞ
İŞ MAKİNALARI ENDÜSTRİ A.Ş.

SP 1800

Stationary concrete pump



Concrete output	max.	95 m ³ /h
Pressure on concrete	max.	108 bar
Engine output		90 - 129 kW
Machine weight		5,100 - 5,400 kg
		11,250 - 11,900 lb



RECORD BREAKING ENGINEERING

The SP 1800 from SCHWING

Reliable versatility.

On construction sites around the world, the SP 1800 from SCHWING has been a central component of concrete logistics for decades. Proven technologies, such as the robust and easy-to-clean ROCK concrete valve and the SCHWING hydraulic components, guarantee high reliability, a strong output rate and low maintenance costs. In combination with the customer-oriented SCHWING service, the SP 1800 ensures more safety and efficiency in concrete pumping. The SP 1800 from SCHWING: manufactured in Germany. Operating worldwide.

Cooling system

The heat development in the open hydraulic system of the SP 1800 is significantly lower than in closed systems. In connection with the large-volume hydraulic tank and the high-powered cooling system, the output rate of the SP 1800 thus remains constantly high even in the case of extreme external temperatures.



ROCK concrete valve

In comparison with other concrete valves, the ROCK shows significantly lower wear due to its intelligent design. It is also quick to clean and is demonstrably easier to maintain. Advantage for the SP 1800: shorter servicing times, higher availability and lower maintenance costs.



The EcoClean procedure allows the placement of all concrete inside the pipeline for high-rise pumping. As such, material and disposal costs are reduced and the efficiency of the concrete pouring is increased. All stationary concrete pumps from SCHWING are prepared for the EcoClean procedure ex works.



SP 1800 D Stage V/Tier 4f

Operation

The clear operating structure and large-format colour display of the machine control allow for easy and intuitive operation of the SP 1800. Machine data, operating modes and selected settings can be retrieved quickly and various parameters can be changed. The integrated diagnosis system supports safe operation and alerts the operator to the maintenance intervals.



SP 1800 Stationary concrete pump



SP 1800 E

Maintenance

The easy accessibility of the most important maintenance points of the SP 1800 reduces the time needed for daily maintenance to a minimum. The AdBlue/DEF container can be swiveled to the side for quick change of the pistons (SP 1800 D Stage V/Tier 4f). Instead of fixed changing intervals, the hydraulic oil is changed based on the results of the oil analysis to be carried out by the owner. This reduces the maintenance costs and protects the environment.



Motors for every need

Due to its reliability and energy efficiency, the available drives of the SP 1800 ensure high productivity and low operating costs.

Diesel engines


- 115 kW power, Stage II/Tier 2 exhaust emission standard
- 126 kW power, Stage IIIA/Tier 3 exhaust emission standard
- 129 kW power, Stage V/Tier 4f exhaust emission standard, diesel particulate filter and SCR system

Electric motors

- 90 kW power, 50 Hz, efficiency class IE 3
- 108 kW power, 60 Hz, efficiency class IE 3

Hydraulic system

Key hydraulic components of the SP 1800, such as the valve block and the differential cylinders, are developed and manufactured by SCHWING. Their generous dimensions and the open SCHWING hydraulic system guarantee a low-loss conversion of the engine power into the output rate. Result: the renowned high energy efficiency of SCHWING concrete pumps.



MADE IN GERMANY
by SCHWING-Stetter

SP 1800 Stationary concrete pump

The ROCK

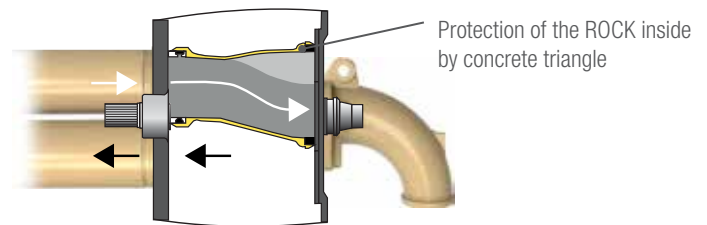
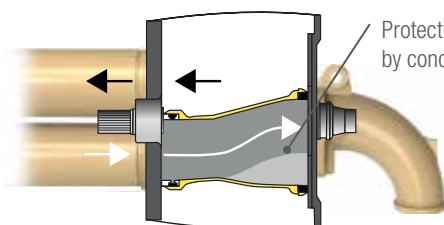
Faster clean with less water.

Due to its straight design, in comparison to other concrete valves, the ROCK valve is easier and quicker to clean. It also provides a direct view into the delivery cylinder and of the pumping pistons. The pump kit can therefore be cleaned easily and conveniently within just two strokes. This saves water and reduces the time needed for cleaning.



Intelligent wear protection.

The wear in the concrete valve is particularly high as the concrete is fed into the outlet at high pressure. In order to minimize this wear, at the most heavily loaded point of the ROCK concrete does not rub on steel, but rather on concrete. This is because the intelligent design of the ROCK leads to the formation of a concrete triangle after each shift. Protected by this concrete layer, the ROCK has a significantly longer service life than other concrete valves. For noticeably more profit per m³.




Easy maintenance.

The ROCK valve not only has a significantly longer service life than other concrete valves, it is also easier to maintain. After removing the housing cover, the wear parts are easily accessible and can be replaced quickly and safely. Time-consuming adjustment work is not required after replacement. And the number of wearing parts at 15 with the ROCK valve is just half as high as with other concrete valves. The maintenance of the ROCK valve: simple, fast and safe.



Options

Outlet options



For the connection of the pipeline chosen for the project (DN 100, DN 125 or DN 150) to the outlet of the SP 1800 (DN 150), suitable output options are available.

Remote controls



Cable remote control with 30 m cable




Radio remote control

Hydraulic control unit



Components, such as a shut-off valve, can be easily operated by the SP 1800 (with up to 210 bar and up to 30 l/min) via the hydraulic control unit.

Carbide wear parts



Due to the hardened surface, the carbide wear parts have a significantly longer service life than standard wear parts. As such, the maintenance effort and service costs are reduced, whilst the availability of the SP 1800 is increased.

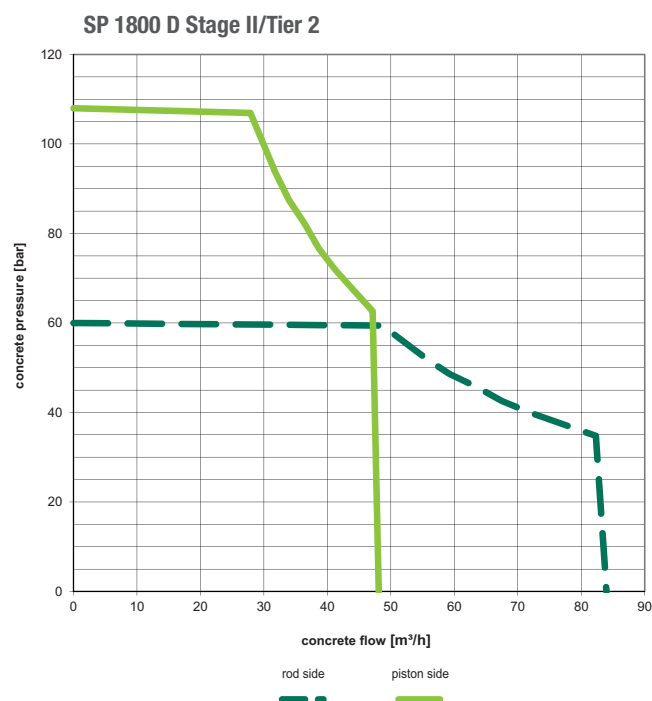
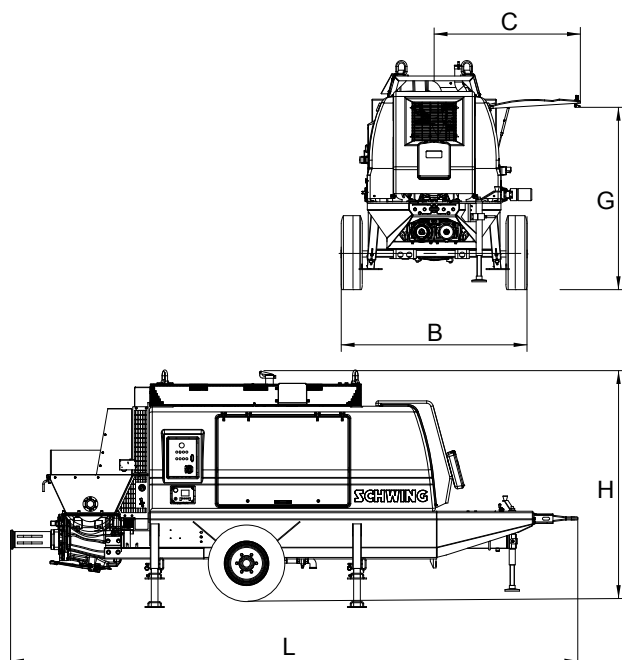
More options	
Concrete vibrator on the grid	
Water pump	
Standard equipment	
Electrically driven ventilator	Emergency-off button at the hopper
Four lashing eyes at the bottom	Batteries with 170 Ah
Four attachment points at the top at the bottom	Supporting leg
Central greasing strip at the hopper	Pressure gauge for hydraulic pressure

SP 1800 Stationary concrete pump

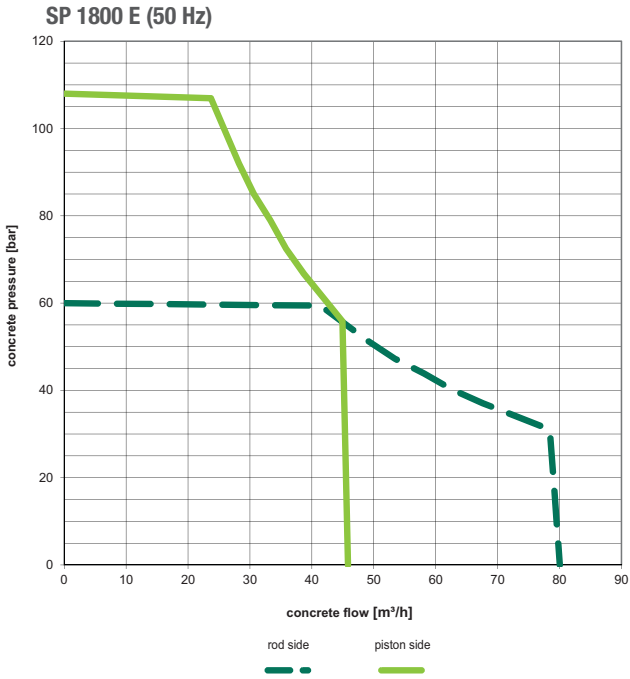
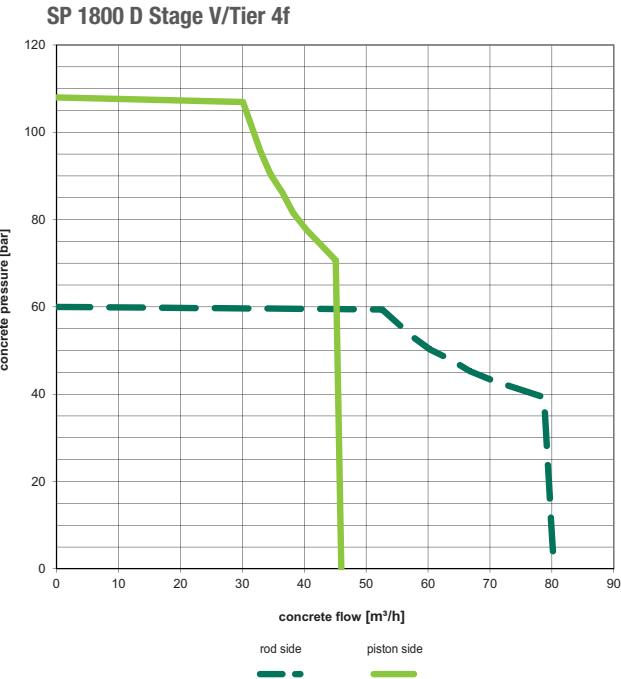
Technical data


Designation		SP 1800 D Stage II/Tier 2		SP 1800 D Stage IIIA/Tier 3	SP 1800 D Stage V/Tier 4f	
Weight	kg / lb	5,400 / 11,900		5,300 / 11,700		5,400 / 11,900
Length (L)	mm	5,950		5,950		5,950
Height (H)	mm	2,550		2,570		2,330
Width (B)	mm	1,950		1,950		1,950
Width (C)	mm	1,532		1,532		1,530
Height (G)	mm	1,880		1,880		1,910
Performance		rod-sided	piston-sided			rod-sided piston-sided
Pump kit		P1620			P1620	
Delivery cylinders	mm	200 x 1,600			200 x 1,600	
Concrete output max.	m³/hr	84	48	80 46		
Pressure on concrete max.	bar	60	108	60 108		
Stroke rate max.	1/min.	28	16	27 15		
Concrete valve		L-ROCK			L-ROCK	
Hydraulic system						
Design		open system				
Hydraulic tank	l	400				
Motors						
Engine type		Diesel Deutz BF4M 1013EC		Diesel Deutz TCD2013 L04		Diesel CAT C4.4
Engine power	kW	115		126		129
Emission standard		Stage II/Tier 2		Stage IIIA/Tier 3		Stage V/Tier 4f
Emission control system		-		-		DPF + SCR
Fuel tank	l	250		250		250

Maximum concrete output and maximum pressure on concrete cannot be achieved simultaneously. DPF: Diesel particulate filter; SCR: selective catalytic reduction. Performance specifications are maximum theoretical values.



Designation		SP 1800 E (50 Hz)		SP 1800 E (60 Hz)	
Weight	kg	5,100 / 11,250		5,100 / 11,250	
Length (L)	mm	5,950		5,950	
Height (H)	mm	2,080		2,080	
Width (B)	mm	1,950		1,950	
Width (C)	mm	1,532		1,532	
Height (G)	mm	1,880		1,880	
Performance		rod-sided	piston-sided	rod-sided	piston-sided
Pump kit		P1620		P1620	
Delivery cylinders	mm	200 x 1,600		200 x 1,600	
Concrete output max.	m³/h	80	46	95	54
Pressure on concrete max.	bar	60	108	60	108
Stroke rate max.	1/min.	26	15	31	18
Concrete valve		L-ROCK		L-ROCK	
Hydraulic system					
Design		open system			
Hydraulic tank	l	400			
Motors					
Engine type		Electric motor		Electric motor	
Engine power	kW	90		108	
Frequenz	Hz	50		60	
Efficiency class		IE3		IE3	





1958

GÜRIŞ

İŞ MAKİNALARI ENDÜSTRİ A.Ş.



SCHWING Stetter

İSTANBUL Head Office

Address: Cevizli Tugay Yolu No:8 Maltepe / İSTANBUL

Phone: +90 (216) 305 05 57 | Fax: +90 (216) 305 53 97 - +90 (216) 305 48 12

ANKARA District Office

Address: İvedik OSB. 1468.Sk (Eski 24.Cad.) No : 137 Yenimahalle / ANKARA

Phone: +90 (312) 354 65 97 | Fax: +90 (312) 354 65 98

ADANA District Office

Address: Gazipaşa Bulvarı Ünalı Apartmanı 42/C Seyhan / ADANA

Phone: +90 (322) 458 62 31 | Fax: +90 (322) 454 65 88

www.gurisendustri.com | info@gurisendustri.com

SCHWING concrete pumps. Efficiency as standard.

Subject to technical and dimensional modifications. Illustrations are non-binding. The exact standard specification, the scope of delivery and the technical data are detailed in the offer.